



EVALUATION REPORT

FLORIDA BUILDING CODE, 7TH EDITION (2020)

Manufacturer: L.V. Thompson, Inc. *Issued September 16, 2020*
dba Thompson Architectural Metals Company (TAMCO)
5015 E. Hillsborough Ave
Tampa, FL 33610
(813) 248-3456
<http://www.tamcometalroof.com>

Manufacturing Plant: Tampa, FL

Quality Assurance: PRI Construction Materials Technologies (QUA9110)

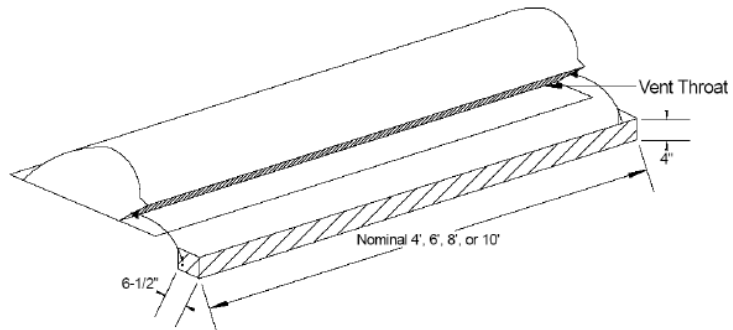
SCOPE

Category: Roofing
Subcategory: Roofing Accessories that are an Integral Part of the Roofing System
Code Edition: Florida Building Code, 7th Edition (2020) including High-Velocity Hurricane Zones (HVHZ)
Code Sections: 1503.5, 1523.6.5.2.13, 1709.2
Properties: Roof Ventilation

REFERENCES

<u>Entity</u>	<u>Report No.</u>	<u>Standard</u>	<u>Year</u>
PRI Construction Materials Technologies (TST5878)	LVTI-003-02-01	TAS 100(A)	1995

PRODUCT DESCRIPTION



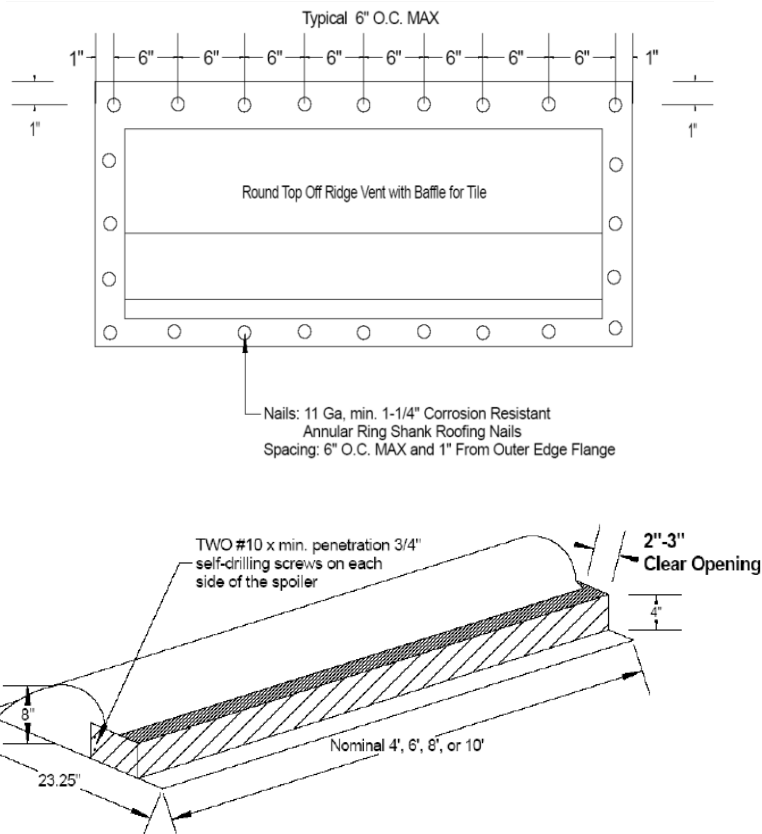
TAMCO Round Top Off-Ridge Vent with Baffle for Tile

Minimum 26 ga. ASTM A792 AZ50 (non-HVHZ only) or ASTM A653 G90 galvanized steel off-ridge static roof ventilator with intake baffle for use with low-profile tile roof systems. Vent dimensions are 24" wide x 4-1/4" high and is available in nominal lengths of 4-ft, 6-ft, 8-ft and 10-ft. Material shall conform with FBC Section 1507.4.3 (non-HVHZ) and 1517.6 (HVHZ).

APPLICATION

Deck Type:	Minimum 15/32-inch APA span rated plywood sheathing for new and existing roof deck. (Deck shall be designed by others in accordance with FBC requirements)
Roof slope:	Minimum 4:12
Installation Height:	Maximum 33-ft
Attachment Method:	Cut-out a 3-inch opening sized according to manufacturer's instructions into the sheathing located a minimum 6-inch off the ridge. For a single vent, install the vent as close to the center of the roof length as possible. Multiple vents should be evenly spaced along the roof length.

Remove any interfering nails around the perimeter of the opening and any debris prior to placing vent. Apply an 1/8-inch thick layer of ASTM D 4586 or ASTM D 3409, Type I roofing cement/mastic to the underside of the vent flange extending 2-inches onto the roof underlayment. Slide the top and side flanges of the vent underneath loosened tiles and align with deck opening. Attach the vent with min. 11 ga. 1-1/4" x 3/8" ring shank roofing nails of sufficient length to penetrate through the sheathing. Nails shall be located 1-inch from the edge of the flange and 6-inch o.c. along all four sides of the vent. All exposed fasteners shall be sealed with roofing cement/mastic. Install 26 ga. spoiler on top surface of tiles, fitted around the vent throat to allow for 2-3 inches clear opening. Fasten the baffle to the vent two (2) #10-1 self-drilling screws in factory formed holes on both sides of the vent with min. penetration of 3/4-inch.



Allowable Roof Coverings: Low-profile clay or concrete tiles




LIMITATIONS

- 1) This report is not for use in the HVHZ.
- 2) Fire Classification is outside the scope of this evaluation.
- 3) The roof deck and deck attachment shall be designed by others in accordance with the FBC.
- 4) TAMCO vents shall be installed in strict compliance with this evaluation report and the manufacturer's published installation instructions. In the event of conflict, the more restrictive installation shall be enforced.
- 5) Deck substrates shall be clean, dry, and free from any irregularities and debris. All fasteners in the deck shall be checked for protrusion prior to installation.
- 6) Installation of the roof assembly is outside the scope of this evaluation.
- 7) TAMCO vents are intended to provide passive ventilation for an enclosed attic in residential construction applications.
- 8) All products listed in this report shall be manufactured under a quality assurance program in compliance with Rule 61G20-3.

COMPLIANCE STATEMENT

The products evaluated herein by Zachary R. Priest P.E. have demonstrated compliance with the Florida Building Code, 7th Edition (2020) including High-Velocity Hurricane Zones (HVHZ) as evidenced in the referenced documents submitted by the named manufacturer.



Zachary R. Priest, P.E.
Florida Registration No. 74021
Organization No. ANE9641

CERTIFICATION OF INDEPENDENCE

CREEK Technical Services, LLC does not have, nor will it acquire, a financial interest in any company manufacturing or distributing products under this evaluation.

CREEK Technical Services, LLC is not owned, operated, or controlled by any company manufacturing or distributing products under this evaluation.

Zachary R. Priest, P.E. does not have, nor will acquire, a financial interest in any company manufacturing or distributing products under this evaluation.

Zachary R. Priest, P.E. does not have, nor will acquire, a financial interest in any other entity involved in the approval process of the product.

END OF REPORT